

| | |
|----------------|------|
| Catalog Number | |
| Notes | Type |

HLWPC2

Wallpack® Full Cutoff LED



Mechanical

- Heavy grade A360 cast aluminum (aluminum with <1% copper)
- Exterior parts are protected by a zinc-infused Super Durable TGIC thermoset powder coat finish that provides superior resistance to corrosion and weathering
- Mounts to a standard junction box
- Wet location listed
- IP65 rated housing, down light only
- 3/4" painted threaded entry (3/4" - 14 NPT) on each side and on top, accepts 3/4" and 1/2" conduit
- 3/4" threaded plugs are painted on each side
- Vibration tested to 1.5G per ANSI C136.31.

Electrical

- Certified by UL or CSA
- Rated for -40°C (-40°F) minimum ambient
- A programmable electronic driver with 0-10V control leads
- Available in: 120-277V 50/60 Hz and 347-480V 50/60 Hz,
- Standard: 3000K, 4000K and 5000K CCT (>70 CRI)
- Optional >80 CRI (3000K, 4000K and 5000K CCT)
- Internally mounted emergency battery backup for operation in an ambient temperature ranging from -20°C (-4°F) to 30°C (86°F), available with P10 thru P40 performance packages, non CEC compliant
- All surge protection meets ANSI/IEEE C62.41.2 10kV/10kA
- Standard surge protection is 20kV/10kA per ANSI C136.2
- Optional surge protection is 10kV/5kA per ANSI C136.2

Optical

- Light engine housing is IP66 rated
- Acrylic optical system
- Type V: E (entry), M (medium), R (rectangle) & W (wide)
- Asymmetric

Controls

- Field adjustable output (AO)
- Button style photocontrol (PE)
- Motion sensor & ambient photocontrol combination for mounting low (8-15') (MASL) and high (15-30') (MASH) mounting heights

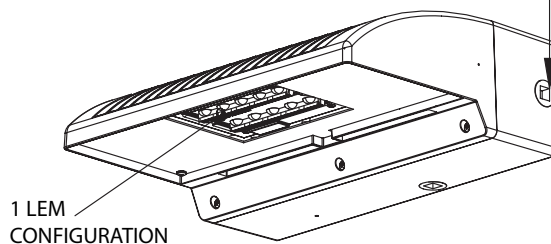
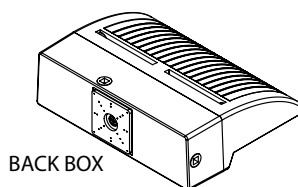
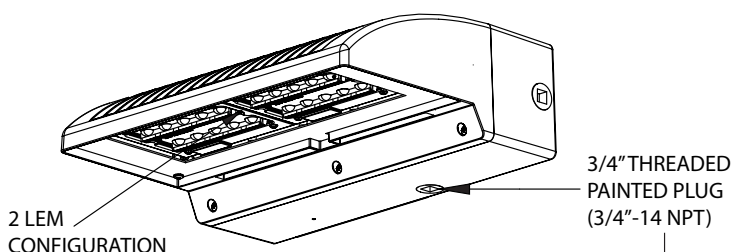
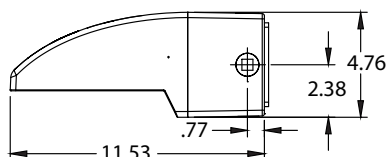
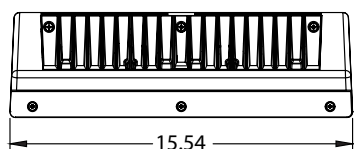
Certification and Standards

- Luminaire is CSA listed, US and Canada
- Suitable for operation in an ambient temperature up to 40°C/104°F per UL or CSA certification
- Design Lights Consortium® (DLC) qualified product. Not all versions of this product may be DLC qualified. Please check the DLC Qualified Products List at www.designlights.org/QPL to confirm which versions are qualified.
- LM-79 compliant
- The projected LED Lumen Maintenance shall be based only on IES LM-80-08 and TM-21

Warranty

5-year limited warranty. This is the only warranty provided and no other statements in this specification sheet create any warranty of any kind. All other express and implied warranties are disclaimed. Complete warranty terms located at: www.acuitybrands.com/support/warranty/terms-and-conditions.

Note: Actual performance may differ as a result of end-user environment and application. All values are design or typical values, measured under laboratory conditions at 25 °C. Specifications subject to change without notice.



Note: Maximum weight 22 lbs.

ORDERING INFORMATION

Example: HLWPC2 P20 40K AS T3M BZSDP

| Series | Lumen Package | Color Temperature | Voltage | Optics | Color | CRI | |
|------------------------------------|---|-------------------|---------------|---------------------|---------------------------|------------------------------------|--|
| HLWPC2 Wallpack Full Cutoff LED | 1 LEM Package P10 3,100 lm P20 5,600 lm | AMB True Amber | 120 120 volts | T2S Type 2 Short | BKSDP Black | Blank 70 CRI (STD) 80CRI 80 CRI | |
| | | 30K 3,000 K CCT | 208 208 volts | T2M Type 2 Medium | BZSDP Bronze | | |
| | | 40K 4,000 K CCT | 240 240 volts | T3S Type 3 Short | GYSDP Grey | | |
| | | 50K 5,000 K CCT | 277 277 volts | T3M Type 3 Medium | WHSDP White | | |
| | | | 347 347 volts | T4M Type 4 Medium | | | |
| | 2 LEM Package P30 7,800 lm P40 9,900 lm P50 11,700 lm (Nominal Lumens, 4000K) | | | 480 480 volts | TFTM Forward Throw Medium | | |
| | | | | HVOLT 347/480 volts | ASYDF Asymmetric Diffuse | | |
| | | | | MVOLT 120-277 volts | SYMDF Symmetric Diffuse | | |
| | | | | | | | |
| | | | | | | | |

| Options: | | |
|--|---|---|
| <p>Adjustable/Programmable Options</p> <p>A0 Field Adjustable Output</p> <p>Circuit Options</p> <p>2CI 2 Independent Circuits</p> <p>Control - Motion Sensor Options</p> <p>MASL^{1,2} Motion / Ambient Sensor, 8-15' Mounting Height Ambient Sensor Enabled at 5 FC</p> <p>MASH^{1,2} Motion / Ambient Sensor, 15-30' Mounting Height Ambient Sensor Enabled at 5 FC</p> | <p>Control - Photocontrol Options</p> <p>PE Button Style Photocontrol</p> <p>P3 N.E.M.A. Twistlock Receptacle Mount -3 PIN</p> <p>P7 N.E.M.A. Twistlock Receptacle Mount -7 PIN</p> <p>PCLL DTL Long Life Twistlock Photocontrol for Solid State</p> <p>PSC Shorting Cap</p> | <p>Fuse Option</p> <p>SF Single Fuse</p> <p>DF Double Fuse</p> <p>Safety Option</p> <p>EM Integral Emergency Battery</p> <p>TP Tamper Resistant Hardware</p> <p>Surge Protection Option - 20kV/10kA is Standard</p> <p>10KV 10kV/5kA Surge Protection, in place of 20kV/10kA</p> |

- Notes**
- MASL and MASH sensors are not allowed with P10 lumen package option selected.
 - MASL and MASH options reduce luminaire light output to roughly 30% (not full OFF) when no motion is detected. When motion is detected, light output temporarily increases to 100%.

Options Location

Motion/Ambient Sensor mount options for Low (8-15') (MASL) and Height (15-30') (MASH) applications

N.E.M.A. Twistlock Receptacle P3 and P7 Options, P7 Shown

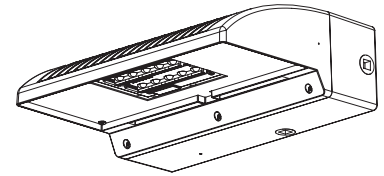
Internal Emergency Battery Test Button - EM Option

Button Style Photocontrol - PE Option

Driver & LEM Configuration Based on Circuit Options

| Number of LEMs & Drivers / Circuit | | Single Circuit (std.) | | Two Circuit (2CI option) | |
|------------------------------------|-----|-----------------------|---------|--------------------------|---------|
| | | LEMs | Drivers | LEMs | Drivers |
| Lumen Maintenance Factor | P10 | 1 | 1 | - | - |
| | P20 | 1 | 1 | 2 | 2 |
| | P30 | 2 | 1 | 2 | 2 |
| | P40 | 2 | 1 | 2 | 2 |
| | P50 | 2 | 1 | - | - |

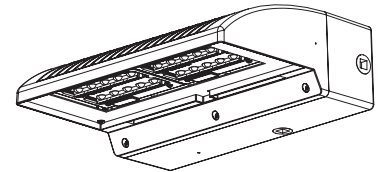
1 LEM Luminaire



SPD Based on Circuit Options

| Number of LEMs & Drivers / Circuit | | Single Circuit (std.) | | | | Two Circuit (2CI option) | | | |
|------------------------------------|-----|-----------------------|---------|-------------|-----------|--------------------------|---------|-------------|----------|
| | | LEMs | Drivers | No. of SPDs | SPD | LEMs | Drivers | No. of SPDs | SPD |
| Lumen Maintenance Factor | P10 | 1 | 1 | 1 | 20kV/10kA | - | - | - | - |
| | P20 | 1 | 1 | 1 | 20kV/10kA | 2 | 2 | 2 | 10kV/5kA |
| | P30 | 2 | 1 | 1 | 20kV/10kA | 2 | 2 | 2 | 10kV/5kA |
| | P40 | 2 | 1 | 1 | 20kV/10kA | 2 | 2 | 2 | 10kV/5kA |
| | P50 | 2 | 1 | 1 | 20kV/10kA | - | - | - | - |

2 LEM Luminaire



Projected LED Lumen Maintenance

Data references the extrapolated performance projections for the platform noted in a 25°C ambient, based on 6,000 hours of LED testing (tested per IESNA LM-80-08 and projected per IESNA TM-21-11).

To calculate LLF, use the lumen maintenance factor that corresponds to the desired number of operating hours below. For other lumen maintenance values, contact factory.

The italicized data is extrapolated beyond the TM-21 standard.

$$E = (LM) \times (CU) \times (LAT) \times (LLD)$$

LM and CU are obtained from published photometry.

| Operating Hours (Standard) | | 0 | 25,000 | 30,000 | 36,000 | 45,000 | 50,000 | 60,000 | 75,000 | 100,000 |
|----------------------------|---|--------------------------|--------|--------|--------|--------|--------|--------|--------|---------|
| | | Lumen Maintenance Factor | P10 | 1 | 0.98 | 0.97 | 0.96 | 0.96 | 0.95 | 0.95 |
| P20 | 1 | | 0.97 | 0.95 | 0.94 | 0.93 | 0.92 | 0.90 | 0.88 | 0.85 |
| P30 | 1 | | 0.98 | 0.97 | 0.96 | 0.96 | 0.95 | 0.95 | 0.94 | 0.92 |
| P40 | 1 | | 0.97 | 0.95 | 0.94 | 0.93 | 0.92 | 0.90 | 0.88 | 0.85 |

| Operating Hours (2CI Option) | | 0 | 25,000 | 30,000 | 36,000 | 45,000 | 50,000 | 60,000 | 75,000 | 100,000 |
|------------------------------|---|--------------------------|--------|--------|--------|--------|--------|--------|--------|---------|
| | | Lumen Maintenance Factor | P10 | 1 | 0.99 | 0.99 | 0.99 | 0.99 | 0.99 | 0.99 |
| P20 | 1 | | 0.99 | 0.99 | 0.99 | 0.99 | 0.99 | 0.99 | 0.99 | 0.99 |
| P30 | 1 | | 0.98 | 0.98 | 0.98 | 0.98 | 0.98 | 0.98 | 0.98 | 0.98 |
| P40 | 1 | | 0.97 | 0.97 | 0.97 | 0.97 | 0.97 | 0.97 | 0.97 | 0.97 |

Lumen Ambient Temperature (LAT) Multipliers

Use these factors to determine relative lumen output for average ambient temperatures from 0-40°C (32-104°F).

Single Circuit Application

| Ambient | | P10 | P20 | P30 | P40 | P50 |
|---------|-------|------|------|------|------|------|
| 0°C | 32°F | 1.02 | 1.03 | 1.03 | 1.04 | 1.05 |
| 10°C | 50°F | 1.01 | 1.02 | 1.02 | 1.03 | 1.03 |
| 20°C | 68°F | 1.01 | 1.01 | 1.01 | 1.01 | 1.01 |
| 25°C | 77°F | 1.00 | 1.00 | 1.00 | 1.00 | 1.00 |
| 30°C | 86°F | 0.99 | 0.99 | 0.99 | 0.99 | 0.99 |
| 40°C | 104°F | 0.98 | 0.97 | 0.98 | 0.97 | 0.97 |

Optional Two Independent Circuit (2CI) Application

| Ambient | | P20 | P30 | P40 |
|---------|-------|------|------|------|
| 0°C | 32°F | 1.02 | 1.02 | 1.02 |
| 10°C | 50°F | 1.01 | 1.01 | 1.02 |
| 20°C | 68°F | 1.00 | 1.01 | 1.01 |
| 25°C | 77°F | 1.00 | 1.00 | 1.00 |
| 30°C | 86°F | 0.99 | 0.99 | 0.99 |
| 40°C | 104°F | 0.98 | 0.98 | 0.98 |

Electrical Load

Single Circuit Application

| LEDs | Drive Current (mA) | System Watts/Circuit | Current (A) | | | | | |
|------|--------------------|----------------------|-------------|------|------|------|------|------|
| | | | 120 | 208 | 240 | 277 | 247 | 480 |
| P10 | 700 | 28 | 0.23 | 0.13 | 0.12 | 0.10 | 0.08 | 0.06 |
| P20 | 1400 | 47 | 0.41 | 0.24 | 0.20 | 0.18 | 0.14 | 0.10 |
| P30 | 1050 | 71 | 0.63 | 0.37 | 0.32 | 0.29 | 0.22 | 0.18 |
| P40 | 1420 | 95 | 0.78 | 0.45 | 0.40 | 0.35 | 0.27 | 0.20 |
| P50 | 1720 | 115 | 0.95 | 0.55 | 0.48 | 0.42 | 0.33 | 0.24 |

Optional Two Independent Circuit (2CI) Application

| LEDs | Drive Current (mA) | System Watts/Circuit | Current (A) | | | | | |
|------|--------------------|----------------------|-------------|------|------|------|-----|-----|
| | | | 120 | 208 | 240 | 277 | 247 | 480 |
| P10 | - | - | - | - | - | - | - | - |
| P20 | 700 | 22 | 0.10 | 0.06 | 0.05 | 0.04 | - | - |
| P30 | 1000 | 32 | 0.14 | 0.08 | 0.07 | 0.06 | - | - |
| P40 | 1250 | 47 | 0.18 | 0.10 | 0.09 | 0.08 | - | - |
| P50 | - | - | - | - | - | - | - | - |

Operating Characteristics

| LED Package | Distribution | System Watts | 30K (3000K, 70 CRI) | | | | | 40K (4000K, 70 CRI) | | | | | 50K (5000K, 70 CRI) | | | | |
|-------------|--------------|--------------|---------------------|-----|---|---|---|---------------------|-----|---|---|---|---------------------|-----|---|---|---|
| | | | Lumens | LPW | B | U | G | Lumens | LPW | B | U | G | Lumens | LPW | B | U | G |
| P10 | T2S | 28 | 2,904 | 104 | 1 | 0 | 1 | 3,128 | 112 | 1 | 0 | 1 | 3,168 | 113 | 1 | 0 | 1 |
| | T2M | 28 | 2,887 | 103 | 1 | 0 | 1 | 3,110 | 111 | 1 | 0 | 1 | 3,149 | 112 | 1 | 0 | 1 |
| | T3S | 28 | 2,964 | 106 | 1 | 0 | 1 | 3,194 | 114 | 1 | 0 | 1 | 3,234 | 116 | 1 | 0 | 1 |
| | T3M | 28 | 2,801 | 100 | 1 | 0 | 1 | 3,017 | 108 | 1 | 0 | 1 | 3,055 | 109 | 1 | 0 | 1 |
| | T4M | 28 | 2,858 | 102 | 1 | 0 | 1 | 3,079 | 110 | 1 | 0 | 1 | 3,118 | 111 | 1 | 0 | 1 |
| | TFTM | 28 | 2,979 | 106 | 1 | 0 | 1 | 3,209 | 115 | 1 | 0 | 1 | 3,250 | 116 | 1 | 0 | 1 |
| | SYMDF | 28 | 2,771 | 99 | 1 | 0 | 1 | 2,986 | 107 | 1 | 0 | 1 | 3,023 | 108 | 1 | 0 | 1 |
| | ASYDF | 28 | 2,756 | 98 | 1 | 0 | 1 | 2,969 | 106 | 1 | 0 | 1 | 3,007 | 107 | 1 | 0 | 1 |
| P20 | T2S | 47 | 5,303 | 113 | 1 | 0 | 1 | 5,713 | 122 | 1 | 0 | 1 | 5,785 | 123 | 1 | 0 | 1 |
| | T2M | 47 | 5,272 | 112 | 1 | 0 | 2 | 5,680 | 121 | 1 | 0 | 2 | 5,751 | 122 | 1 | 0 | 2 |
| | T3S | 47 | 5,414 | 115 | 1 | 0 | 2 | 5,832 | 124 | 1 | 0 | 2 | 5,906 | 126 | 1 | 0 | 2 |
| | T3M | 47 | 5,115 | 109 | 1 | 0 | 2 | 5,510 | 117 | 1 | 0 | 2 | 5,580 | 119 | 1 | 0 | 2 |
| | T4M | 47 | 5,220 | 111 | 1 | 0 | 2 | 5,623 | 120 | 1 | 0 | 2 | 5,694 | 121 | 1 | 0 | 2 |
| | TFTM | 47 | 5,440 | 116 | 1 | 0 | 2 | 5,861 | 125 | 1 | 0 | 2 | 5,935 | 126 | 1 | 0 | 2 |
| | SYMDF | 47 | 5,062 | 108 | 2 | 0 | 2 | 5,453 | 116 | 2 | 0 | 2 | 5,522 | 117 | 2 | 0 | 2 |
| | ASYDF | 47 | 5,033 | 107 | 1 | 0 | 1 | 5,422 | 115 | 2 | 0 | 1 | 5,491 | 117 | 2 | 0 | 1 |
| P30 | T2S | 71 | 7,319 | 103 | 2 | 0 | 2 | 7,884 | 111 | 2 | 0 | 2 | 7,984 | 112 | 2 | 0 | 2 |
| | T2M | 71 | 7,276 | 102 | 2 | 0 | 2 | 7,838 | 110 | 2 | 0 | 2 | 7,937 | 112 | 2 | 0 | 2 |
| | T3S | 71 | 7,472 | 105 | 1 | 0 | 2 | 8,049 | 113 | 2 | 0 | 2 | 8,151 | 115 | 2 | 0 | 2 |
| | T3M | 71 | 7,059 | 99 | 2 | 0 | 2 | 7,604 | 107 | 2 | 0 | 2 | 7,700 | 108 | 2 | 0 | 2 |
| | T4M | 71 | 7,203 | 101 | 2 | 0 | 2 | 7,760 | 109 | 2 | 0 | 2 | 7,858 | 111 | 2 | 0 | 2 |
| | TFTM | 71 | 7,508 | 106 | 1 | 0 | 2 | 8,088 | 114 | 2 | 0 | 2 | 8,190 | 115 | 2 | 0 | 2 |
| | SYMDF | 71 | 6,985 | 98 | 2 | 0 | 2 | 7,525 | 106 | 3 | 0 | 3 | 7,620 | 107 | 3 | 0 | 3 |
| | ASYDF | 71 | 6,946 | 98 | 2 | 0 | 2 | 7,483 | 105 | 2 | 0 | 2 | 7,578 | 107 | 2 | 0 | 2 |
| P40 | T2S | 95 | 9,320 | 98 | 2 | 0 | 2 | 10,041 | 106 | 2 | 0 | 2 | 10,168 | 107 | 2 | 0 | 2 |
| | T2M | 95 | 9,266 | 98 | 2 | 0 | 2 | 9,982 | 105 | 2 | 0 | 3 | 10,108 | 106 | 2 | 0 | 3 |
| | T3S | 95 | 9,515 | 100 | 2 | 0 | 2 | 10,251 | 108 | 2 | 0 | 2 | 10,381 | 109 | 2 | 0 | 2 |
| | T3M | 95 | 8,989 | 95 | 2 | 0 | 2 | 9,684 | 102 | 2 | 0 | 2 | 9,807 | 103 | 2 | 0 | 2 |
| | T4M | 95 | 9,174 | 97 | 2 | 0 | 2 | 9,883 | 104 | 2 | 0 | 3 | 10,008 | 105 | 2 | 0 | 3 |
| | TFTM | 95 | 9,561 | 101 | 2 | 0 | 2 | 10,300 | 108 | 2 | 0 | 2 | 10,431 | 110 | 2 | 0 | 2 |
| | SYMDF | 95 | 8,896 | 94 | 3 | 0 | 3 | 9,583 | 101 | 3 | 0 | 3 | 9,705 | 102 | 3 | 0 | 3 |
| | ASYDF | 95 | 8,846 | 93 | 2 | 0 | 2 | 9,530 | 100 | 2 | 0 | 2 | 9,650 | 102 | 2 | 0 | 2 |
| P50 | T2S | 115 | 10,972 | 95 | 2 | 0 | 2 | 11,820 | 103 | 2 | 0 | 2 | 11,969 | 104 | 2 | 0 | 2 |
| | T2M | 115 | 10,908 | 95 | 2 | 0 | 3 | 11,751 | 102 | 2 | 0 | 3 | 11,900 | 103 | 2 | 0 | 3 |
| | T3S | 115 | 11,202 | 97 | 2 | 0 | 2 | 12,067 | 105 | 2 | 0 | 2 | 12,220 | 106 | 2 | 0 | 2 |
| | T3M | 115 | 10,582 | 92 | 2 | 0 | 2 | 11,400 | 99 | 2 | 0 | 3 | 11,544 | 100 | 2 | 0 | 3 |
| | T4M | 115 | 10,799 | 94 | 2 | 0 | 3 | 11,634 | 101 | 2 | 0 | 3 | 11,781 | 102 | 2 | 0 | 3 |
| | TFTM | 115 | 11,256 | 98 | 2 | 0 | 2 | 12,126 | 105 | 2 | 0 | 2 | 12,279 | 107 | 2 | 0 | 2 |
| | SYMDF | 115 | 10,472 | 91 | 3 | 0 | 3 | 11,282 | 98 | 3 | 0 | 3 | 11,424 | 99 | 3 | 0 | 3 |
| | ASYDF | 115 | 10,414 | 91 | 2 | 0 | 2 | 11,219 | 98 | 3 | 0 | 2 | 11,361 | 99 | 3 | 0 | 2 |

Use the following to scale 70CRI to 80CRI.

| CCT | Multiplier |
|-------|------------|
| 3000K | 0.909 |
| 4000K | 0.886 |
| 5000K | 0.865 |

All IES files available on product web page

Operating Characteristics (continued)

| LED Package | Distribution | System Watts | 30K + 2CI Option (3000K, 70 CRI) | | | | | 40K + 2CI Option (4000K, 70 CRI) | | | | | 50K + 2CI Option (5000K, 70 CRI) | | | | |
|-------------|--------------|--------------|----------------------------------|-----|---|---|-------|----------------------------------|-----|---|---|-------|----------------------------------|-----|---|---|---|
| | | | Lumens | LPW | B | U | G | Lumens | LPW | B | U | G | Lumens | LPW | B | U | G |
| P20 | T2S | 49 | 5,015 | 102 | 1 | 0 | 1 | 5,402 | 110 | 1 | 0 | 1 | 5,471 | 112 | 1 | 0 | 1 |
| | T2M | 49 | 4,985 | 102 | 1 | 0 | 2 | 5,371 | 110 | 1 | 0 | 2 | 5,439 | 111 | 1 | 0 | 2 |
| | T3S | 49 | 5,120 | 104 | 1 | 0 | 1 | 5,515 | 113 | 1 | 0 | 2 | 5,585 | 114 | 1 | 0 | 2 |
| | T3M | 49 | 4,837 | 99 | 1 | 0 | 2 | 5,210 | 106 | 1 | 0 | 2 | 5,276 | 108 | 1 | 0 | 2 |
| | T4M | 49 | 4,936 | 101 | 1 | 0 | 2 | 5,317 | 109 | 1 | 0 | 2 | 5,385 | 110 | 1 | 0 | 2 |
| | TFTM | 49 | 5,144 | 105 | 1 | 0 | 2 | 5,542 | 113 | 1 | 0 | 2 | 5,612 | 115 | 1 | 0 | 2 |
| | SYMDF | 49 | 4,786 | 98 | 2 | 0 | 2 | 5,156 | 105 | 2 | 0 | 2 | 5,222 | 107 | 2 | 0 | 2 |
| ASYDF | 49 | 4,760 | 97 | 1 | 0 | 1 | 5,127 | 105 | 1 | 0 | 1 | 5,192 | 106 | 1 | 0 | 1 | |
| P30 | T2S | 70 | 6,769 | 97 | 1 | 0 | 1 | 7,293 | 104 | 2 | 0 | 2 | 7,385 | 106 | 2 | 0 | 2 |
| | T2M | 70 | 6,730 | 96 | 2 | 0 | 2 | 7,250 | 104 | 2 | 0 | 2 | 7,342 | 105 | 2 | 0 | 2 |
| | T3S | 70 | 6,911 | 99 | 1 | 0 | 2 | 7,445 | 106 | 1 | 0 | 2 | 7,539 | 108 | 1 | 0 | 2 |
| | T3M | 70 | 6,529 | 93 | 2 | 0 | 2 | 7,033 | 100 | 2 | 0 | 2 | 7,123 | 102 | 2 | 0 | 2 |
| | T4M | 70 | 6,663 | 95 | 2 | 0 | 2 | 7,178 | 103 | 2 | 0 | 2 | 7,269 | 104 | 2 | 0 | 2 |
| | TFTM | 70 | 6,945 | 99 | 1 | 0 | 2 | 7,481 | 107 | 1 | 0 | 2 | 7,576 | 108 | 2 | 0 | 2 |
| | SYMDF | 70 | 6,461 | 92 | 2 | 0 | 2 | 6,960 | 99 | 2 | 0 | 2 | 7,049 | 101 | 2 | 0 | 2 |
| ASYDF | 70 | 6,425 | 92 | 2 | 0 | 2 | 6,922 | 99 | 2 | 0 | 2 | 7,009 | 100 | 2 | 0 | 2 | |
| P40 | T2S | 89 | 8,370 | 94 | 2 | 0 | 2 | 9,017 | 101 | 2 | 0 | 2 | 9,131 | 103 | 2 | 0 | 2 |
| | T2M | 89 | 8,321 | 93 | 2 | 0 | 2 | 8,964 | 101 | 2 | 0 | 2 | 9,078 | 102 | 2 | 0 | 2 |
| | T3S | 89 | 8,545 | 96 | 2 | 0 | 2 | 9,205 | 103 | 2 | 0 | 2 | 9,322 | 105 | 2 | 0 | 2 |
| | T3M | 89 | 8,073 | 91 | 2 | 0 | 2 | 8,696 | 98 | 2 | 0 | 2 | 8,807 | 99 | 2 | 0 | 2 |
| | T4M | 89 | 8,238 | 93 | 2 | 0 | 2 | 8,875 | 100 | 2 | 0 | 2 | 8,987 | 101 | 2 | 0 | 2 |
| | TFTM | 89 | 8,586 | 96 | 2 | 0 | 2 | 9,250 | 104 | 2 | 0 | 2 | 9,367 | 105 | 2 | 0 | 2 |
| | SYMDF | 89 | 7,989 | 90 | 3 | 0 | 3 | 8,606 | 97 | 3 | 0 | 3 | 8,715 | 98 | 3 | 0 | 3 |
| ASYDF | 89 | 7,944 | 89 | 2 | 0 | 2 | 8,558 | 96 | 2 | 0 | 2 | 8,666 | 97 | 2 | 0 | 2 | |

Use the following to scale 70CRI to 80CRI.

| CCT | Multiplier |
|-------|------------|
| 3000K | 0.909 |
| 4000K | 0.886 |
| 5000K | 0.865 |

All IES files available on product web page

| LED Package | Distribution | System Watts | AMB (Wavelength) | | | | | LED Package | Distribution | System Watts | AMB (Wavelength) | | | | |
|-------------|--------------|--------------|------------------|-----|---|---|---|-------------|--------------|--------------|------------------|-----|---|---|---|
| | | | Lumens | LPW | B | U | G | | | | Lumens | LPW | B | U | G |
| P10 | T2S | 28 | 1,061 | 38 | 0 | 0 | 1 | P30 | T2S | 28 | 1,975 | 71 | 0 | 0 | 1 |
| | T2M | 28 | 1,054 | 38 | 0 | 0 | 1 | | T2M | 28 | 1,964 | 70 | 0 | 0 | 1 |
| | T3S | 28 | 1,083 | 39 | 0 | 0 | 1 | | T3S | 28 | 2,016 | 72 | 0 | 0 | 1 |
| | T3M | 28 | 1,023 | 37 | 0 | 0 | 1 | | T3M | 28 | 1,905 | 68 | 0 | 0 | 1 |
| | T4M | 28 | 1,044 | 37 | 0 | 0 | 1 | | T4M | 28 | 1,944 | 69 | 0 | 0 | 1 |
| | TFTM | 28 | 1,088 | 39 | 0 | 0 | 1 | | TFTM | 28 | 2,026 | 72 | 0 | 0 | 1 |
| | SYMDF | 28 | 1,012 | 36 | 1 | 0 | 1 | | SYMDF | 28 | 1,885 | 67 | 1 | 0 | 1 |
| | ASYDF | 28 | 1,007 | 36 | 0 | 0 | 1 | | ASYDF | 28 | 1,875 | 67 | 0 | 0 | 1 |

Options Matrix

| Parameters | | LED AMB | Options (Start with SF, DF, 2CI or EM if being used) | | | | | | | | | | | | | | |
|----------------------------|------|------------|--|----|----|-----|------|------|------|----|----|----|------|----|-----|----|---|
| | | | PE | P3 | P7 | PSC | PCLL | MASH | MASL | SF | DF | TP | 10kV | AO | 2CI | EM | |
| LED Performance Package | P10 | Y | Y | Y | Y | Y | Y | Y | N | N | Y | Y | Y | Y | Y | N | Y |
| | P20 | N | Y | Y | Y | Y | Y | Y | Y | Y | Y | Y | Y | Y | Y | Y | Y |
| | P30 | Y | Y | Y | Y | Y | Y | Y | Y | Y | Y | Y | Y | Y | Y | Y | Y |
| | P40 | N | Y | Y | Y | Y | Y | Y | Y | Y | Y | Y | Y | Y | Y | Y | Y |
| | P50 | N | Y | Y | Y | Y | Y | Y | Y | Y | Y | Y | Y | Y | Y | N | Y |
| Voltage | A5 | Y | N | Y | Y | Y | Y | Y | Y | N | N | Y | Y | Y | Y | Y | Y |
| | AH | Y | N | Y | Y | Y | N | N | N | N | N | Y | Y | Y | Y | N | N |
| | 12 | Y | Y | Y | Y | Y | Y | Y | Y | Y | N | Y | Y | Y | Y | Y | Y |
| | 20 | Y | Y | Y | Y | Y | Y | Y | Y | N | Y | Y | Y | Y | Y | Y | Y |
| | 24 | Y | Y | Y | Y | Y | Y | Y | Y | N | Y | Y | Y | Y | Y | Y | Y |
| | 27 | Y | Y | Y | Y | Y | Y | Y | Y | Y | N | Y | Y | Y | Y | Y | Y |
| | 34 | Y | Y | Y | Y | Y | Y | N | N | Y | N | Y | Y | Y | Y | N | N |
| 48 | Y | N | Y | Y | Y | Y | N | N | N | Y | Y | Y | Y | Y | N | N | |
| Options | PE | Y | | N | N | N | N | N | N | Y | Y | Y | Y | Y | Y | N | Y |
| | P3 | Y | N | | N | M | Y | N | N | Y | Y | Y | Y | N | N | N | N |
| | P7 | Y | N | N | | M | Y | N | N | Y | Y | Y | Y | N | N | N | N |
| | PSC | Y | N | M | M | | N | N | N | Y | Y | Y | Y | N | N | N | N |
| | PCLL | Y | N | Y | Y | N | | N | N | Y | Y | Y | Y | N | N | N | N |
| | MASH | Y | N | N | N | N | N | | N | Y | Y | Y | Y | N | N | N | N |
| | MASL | Y | N | N | N | N | N | N | | Y | Y | Y | Y | N | N | N | N |
| | SF | Y | Y | Y | Y | Y | Y | Y | Y | | N | Y | Y | Y | Y | Y | Y |
| | DF | Y | Y | Y | Y | Y | Y | Y | Y | N | | Y | Y | Y | Y | Y | Y |
| | TP | Y | Y | Y | Y | Y | Y | Y | Y | Y | Y | | Y | Y | Y | Y | Y |
| | 10kV | Y | Y | Y | Y | Y | Y | Y | Y | Y | Y | Y | | Y | M | M | M |
| | AO | Y | Y | N | N | N | N | N | N | Y | Y | Y | Y | | N | N | N |
| | 2CI | Y | P30 | N | N | N | N | N | N | Y | Y | Y | M | N | | N | N |
| EM | Y | Y | N | N | N | N | N | N | Y | Y | Y | M | N | N | | N | |

Notes

I = Included with option

M = Must have: one of these must be installed for the luminaire to operate

N = Combination Not available

P30 = Valid Option Combination, not available with P10 Performance Packabe

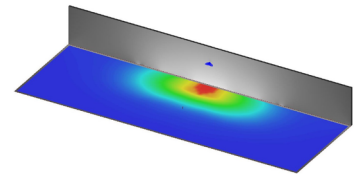
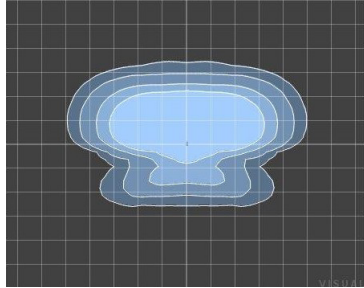
Y = Valid Option Combination

Photometric Diagrams

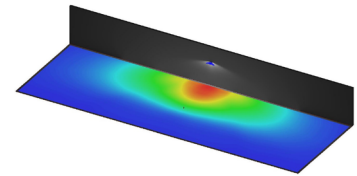
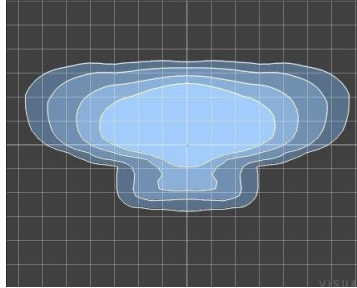
To see complete photometric reports or download .ies files for this product, visit the [Holophane's Wallpack FCO LED homepage](#). Isofootcandle plots for the HLWPC2 P30 40K. Distance are in units of mounting height (12"). Grid is 10'x10'.

0.1 fc 1 fc 0.2 fc 0.5 fc

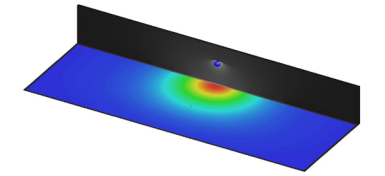
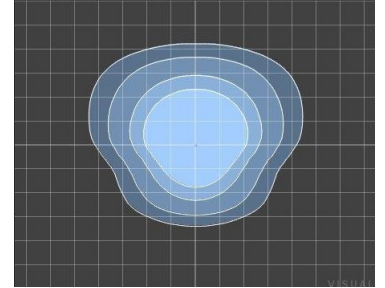
HLWPC2 P30 40K XX T2S



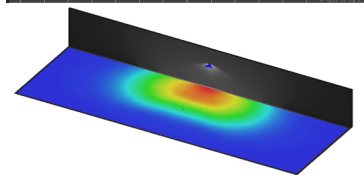
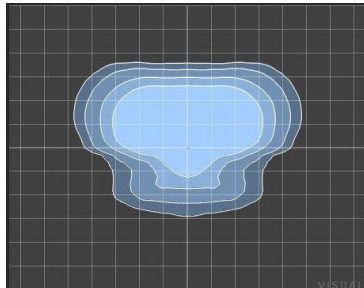
HLWPC2 P30 40K XX T2M



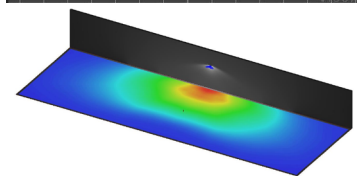
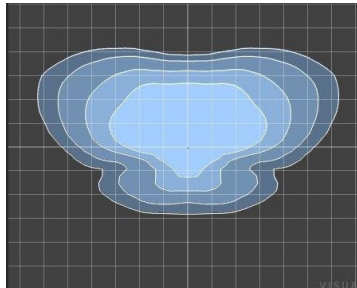
HLWPC2 P30 40K XX ASYDF



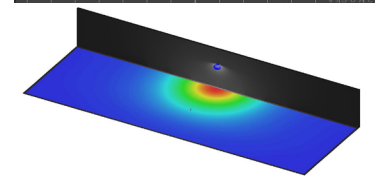
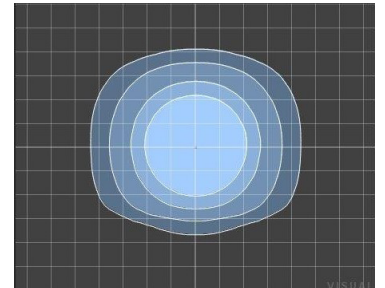
HLWPC2 P30 40K XX T3S



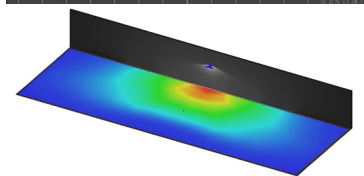
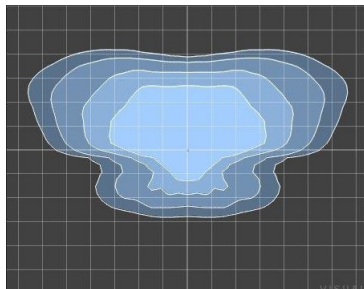
HLWPC2 P30 40K XX T3M



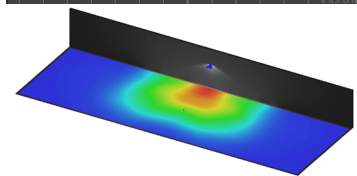
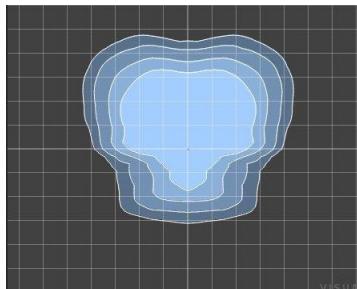
HLWPC2 P30 40K XX SYMDF



HLWPC2 P30 40K XX T4M

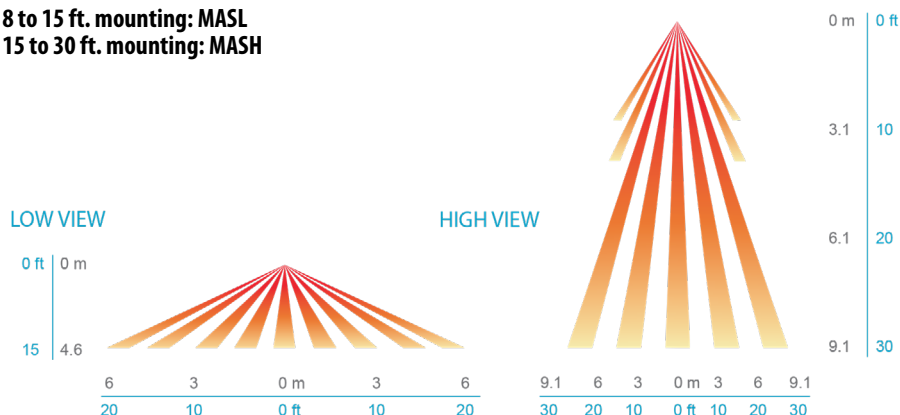


HLWPC2 P30 40K XX TFTM



Coverage Pattern

8 to 15 ft. mounting: MASL
15 to 30 ft. mounting: MASH



Control Options

Button Style Photocontrol

PE



N.E.M.A. Receptacle

P3

P7



Motion & Ambient Combined Sensor


MASL/MASH



MASL and MASH options reduce luminaire light output to roughly 30% (not full OFF) when no motion is detected. When motion is detected, light output increases to 100%.

Field Adjustable Output Module

The Field Adjustable Output (AO) module is an onboard device that adjusts the light output and input voltage to meet specific requirements, allowing a single fixture configuration to be flexibly applied in many different applications. The AO option is available on the HLWPC2 series.



| P10 - AS and AH | | |
|-----------------|----------|-----------|
| AO Position | % Lumens | % Wattage |
| 8 | 100% | 100% |
| 7 | 94% | 95% |
| 6 | 83% | 82% |
| 5 | 71% | 69% |
| 4 | 59% | 57% |
| 3 | 46% | 45% |
| 2 | 34% | 33% |
| 1 | 21% | 21% |

| P20 - AS and AH | | |
|-----------------|----------|-----------|
| AO Position | % Lumens | % Wattage |
| 8 | 100% | 100% |
| 7 | 95% | 94% |
| 6 | 84% | 80% |
| 5 | 73% | 67% |
| 4 | 61% | 54% |
| 3 | 48% | 42% |
| 2 | 35% | 30% |
| 1 | 21% | 18% |

| P30 - AS and AH | | |
|-----------------|----------|-----------|
| AO Position | % Lumens | % Wattage |
| 8 | 100% | 100% |
| 7 | 95% | 94% |
| 6 | 84% | 80% |
| 5 | 73% | 67% |
| 4 | 61% | 54% |
| 3 | 48% | 42% |
| 2 | 35% | 30% |
| 1 | 21% | 18% |

| P40 - AS and AH | | |
|-----------------|----------|-----------|
| AO Position | % Lumens | % Wattage |
| 8 | 100% | 100% |
| 7 | 95% | 95% |
| 6 | 85% | 82% |
| 5 | 74% | 68% |
| 4 | 62% | 55% |
| 3 | 49% | 43% |
| 2 | 36% | 30% |
| 1 | 21% | 17% |

| P50 - AS and AH | | |
|-----------------|----------|-----------|
| AO Position | % Lumens | % Wattage |
| 8 | 100% | 100% |
| 7 | 96% | 95% |
| 6 | 86% | 81% |
| 5 | 75% | 68% |
| 4 | 64% | 55% |
| 3 | 51% | 42% |
| 2 | 37% | 29% |
| 1 | 22% | 17% |