

LANDSCAPE REQUIREMENTS (TOWN OF MIDDLETOWN)

EXISTING VEGETATION (TREES AND VEGETATION ARE USED TO SATISFY LANDSCAPING REQUIREMENTS)
TREES HAVING GREATER THAN 18" DBH THAT CANNOT BE PRESERVED ARE REPLACED WITH TWO TREES OF AT LEAST 4" DBH

PLANTED LANDSCAPING OCCUPIES A MINIMUM OF 25% OF THE PROJECT AREA.
TOTAL PROJECT AREA = 13,742 SF
REQUIRED LANDSCAPE AREA = 3435 SF (25% OF PROJECT AREA)
PROVIDED LANDSCAPE AREA = 1940 SF (14% OF PROJECT AREA)

SCREENING
SCREENING ELEMENT SUCH AS PLANTINGS, STONE WALLS, BERMS, AND/OR FENCES (OR A COMBINATION) PROVIDED ALONG ALL PROPERTY LINES

BUFFERS
A LANDSCAPED BUFFER AT LEAST 10' IS PROVIDED ALONG ALL PROPERTY LINES (MAY BE REDUCED IF STONE WALL USED AS SCREENING ELEMENT)
FOR ALL USES, A LANDSCAPED BUFFER AT LEAST 20' THAT INCLUDES SCREENING AT LEAST 6' HIGH MEASURED FROM FINISHED GRADE AT TIME OF INSTALLATION IS PROVIDED.
A LANDSCAPED BUFFER AT LEAST 10' WIDE, WHICH IS DEFINED BY CURBING AND MAY INCLUDE SIDEWALKS BUT MUST INCLUDE A MINIMUM 6' PLANTING STRIP, IS PROVIDED BETWEEN BUILDINGS AND PARKING LOTS/DRIVEWAYS

PLANTINGS
PLANTINGS ARE NONINVASIVE SPECIES, AND NATIVE TO AQUIDNECK ISLAND IF POSSIBLE

TREES
DECIDUOUS TREES - 2 TREES PROPOSED; 0 EXISTING TREES TO REMAIN
PLANTED ALONG STREET SIDE PROPERTY BOUNDARY, PRIVATE STREETS, AND INTERNAL DRIVEWAYS
PLANTED IN STRIPS OR TREE WELLS LOCATED BETWEEN THE SIDEWALK AND CURB.
SPACED NO FURTHER THEN 30' ON CENTER
A MINIMUM OF 4" DBH AT TIME OF PLANTING

PARKING LOT TREES - 2 TREES REQUIRED, 2 TREES PROPOSED, 0 TREES EXISTING
MINIMUM OF ONE TREE PROVIDED FOR EVERY 5 PARKING SPACES
TREES AT LEAST 4" CALIBER DBH AND 7' TALL AT TIME OF PLANTING
SURROUNDED BY AT LEAST 25 SF OF PERMEABLE UNPAVED AREA

SCENIC VIEWS
SCENIC VIEWS AND HISTORICALLY SIGNIFICANT LANDSCAPE FEATURES PRESERVED TO THE MAXIMUM EXTENT REASONABLY POSSIBLE
CONSISTENT WITH TOWN CODE CHAPTER 96: TREE PRESERVATION AND PROTECTION
CONSISTENT WITH TOWN CODE CHAPTER 97: STONE WALLS

MAINTENANCE
FOR LARGER PROJECTS OR SIGNIFICANT LANDSCAPE FEATURES, A MAINTENANCE AGREEMENT AND/OR BOND MAY BE REQUIRED
LANDSCAPE MAINTENANCE PLANS ARE REQUIRED BY SECTION 523, AND PERFORMANCE AND MAINTENANCE GUARANTEES ARE REQUIRED UNDER ARTICLE 7.

PLANTING NOTES

- LANDSCAPE CONTRACTOR SHALL VISIT SITE PRIOR TO SUBMITTING BID TO BECOME COMPLETELY FAMILIAR WITH SITE CONDITIONS.
- NO PLANTING WILL BE INSTALLED UNTIL ALL GRADING AND CONSTRUCTION HAS BEEN COMPLETED IN THE IMMEDIATE AREA.
- GENERAL CONTRACTOR TO PREPARE SUBGRADE OF PLANTING BEDS TO A DEPTH OF 12" AND TO BE FILLED WITH AN ACCEPTABLE PLANTING MIX
- CONTRACTOR TO VERIFY ALL UTILITIES ON PROPERTY AND TO PROTECT ALL UTILITIES DURING EXCAVATION.
- IF THERE IS A DISCREPANCY BETWEEN THE NUMBER OF PLANTS SHOWN ON THE PLAN AND THE NUMBER OF PLANTS SHOWN IN THE PLANT LIST, THE NUMBER OF PLANTS SHOWN ON THE LIST WILL TAKE PRECEDENCE.
- ALL CONTAINER MATERIAL TO BE GROWN IN CONTAINER A MINIMUM OF SIX MONTHS.
- ALL MATERIAL SHALL COMPLY WITH THE LATEST EDITION OF THE AMERICAN STANDARD FOR NURSERY STOCK, ACCORDING TO THE AMERICAN ASSOCIATION OF NURSERYMEN.
- CONTRACTOR SHALL REPAIR ALL DAMAGE TO PROPERTY FROM PLANTING OPERATIONS AT NO COST TO THE OWNER.
- CONTRACTOR SHALL GUARANTEE NEW PLANT MATERIAL THROUGH ONE CALENDAR YEAR FROM TIME OF PROVISIONAL ACCEPTANCE.
- ALL PROPOSED PLANTS SHALL BE LOCATED CAREFULLY AS SHOWN ON THE PLANS AND THE PLACEMENT SHALL BE APPROVED BY THE LANDSCAPE ARCHITECT BEFORE THE INSTALLATION.
- ALL DISTURBED AREAS NOT TO BE PAVED OR PLANTED SHALL BE LOAMED AND SEEDED AS SHOWN. SEE SPECIFICATIONS FOR SOIL PREPARATION AND SEED MIX.
- TWO INCH (2") DEEP, FINELY SHREDDED BARK MULCH, OR APPROVED EQUAL, WILL BE INSTALLED AROUND ALL TREES AND SHRUBS THAT ARE ISOLATED FROM GROUND COVER AREAS AND GENERAL SHRUB MASSES.
- ALL PLANT MATERIAL SHALL BE INSPECTED BY THE LANDSCAPE ARCHITECT ON SITE PRIOR TO INSTALLATION. THE LANDSCAPE ARCHITECT WILL TAG ALL TREES AT THE NURSERY AND INSPECT THEM AFTER DELIVERY TO THE SITE. SEE SPECIFICATIONS FOR TAGGING, INSPECTION, AND ACCEPTANCE OF PLANT MATERIAL.
- LANDSCAPE ARCHITECT SHALL CONFIRM PLANT LIST AND APPROVE SUBSTITUTIONS OF PLANT VARIETIES PRIOR TO ORDERING OF MATERIAL.
- A SOIL TEST TO BE PERFORMED PRIOR TO PLANTING AND THE SOIL SHOULD BE AMENDED ACCORDINGLY BASED ON RECOMMENDATIONS.
- THE OWNER RESERVES THE RIGHT TO SUBSTITUTE PLANT SELECTIONS WITH PLANTS OF SIMILAR CHARACTERISTICS IF THE SPECIFIED PLANTS ARE NOT AVAILABLE IN ACCEPTABLE QUANTITIES OR CONDITIONS.

PLANT LIST

SYMBOL	BOTANICAL NAME	COMMON NAME	QTY	SIZE	SPACING
DECIDUOUS TREES					
LIQ STR	LIQUIDAMBAR STYRACIFLUA 'SLENDER SILHOUETTE'	SLENDER SILHOUETTE SWEETGUM	2	4" CAL	
QUE WAR	QUERCUS X WAREI 'NADLER' PP17,604	KINDRED SPIRIT OAK	2	4" CAL	
EVERGREEN TREES					
PN PAR	PINUS PARVIFLORA 'GLAUCA'	JAPANESE WHITE PINE	1	8/10" B&B	
THU OCC	THUJA OCCIDENTALIS 'NORTH POLE'	NORTH POLE ARBORVITAE	18	7/8" B&B	
NATIVE SHRUBS					
ILE GLA	ILEX GLABRA 'SHAMROCK'	SHAMROCK INKBERRY	47	2.5/3" B&B	
HYD MAC	HYDRANGEA MACRO 'LET'S DANCE'	BLUE REBLOOMING HYDRANGEA	53	5 GAL. CONT.	
HYD QUE	HYDRANGEA QUERCIFOLIA 'SIKES DWARF'	DWARF OAKLEAF HYDRANGEA	16	3 GAL. CONT.	
HYD PAN	HYDRANGEA PANICULATA 'BOBO'	BOBO DWARF PANICLE HYDRANGEA	6	5 GAL. CONT.	
PROPOSED GRASSES AND GROUND COVER					
CAL KAR	CALAMAGROSTIS X ACUTIFLORA 'KARL FOERSTER'	KARL FOERSTER GRASS	59	2 GAL. CONT.	
LIR MUS	LIRIOPE MUSCARI	BIG BLUE LILYTURF	45	1 GAL. CONT.	
SES AUT	SESLARIA AUTUMNALIS	AUTUMN MOOR GRASS	25	1 GAL. CONT.	

□ LAWN AREAS - TO BE 'BLACK BEAUTY' SOD OR APPROVED EQUAL


LANDSCAPE LIGHTING ZONES

VERDE DESIGN
18 WILDFLOWER LANE
JAMESTOWN, RI 02835
O. 401 619-0562
verdegardenn@gmail.com

ARCHITECT
CORDTSEN DESIGN ARCHITECTURE
42 W MAIN ROAD
MIDDLETOWN RI 0284
401 619 4689

CIVIL ENGINEER
NORTHEAST ENGINEERS & CONSULTANTS, INC.
6 VALLEY ROAD
MIDDLETOWN RI 02842
401 849 0810

WAVE POND MOTEL
AP 116NW LOT 13
AQUIDNECK AND WAVE AVENUE
MIDDLETOWN, RI

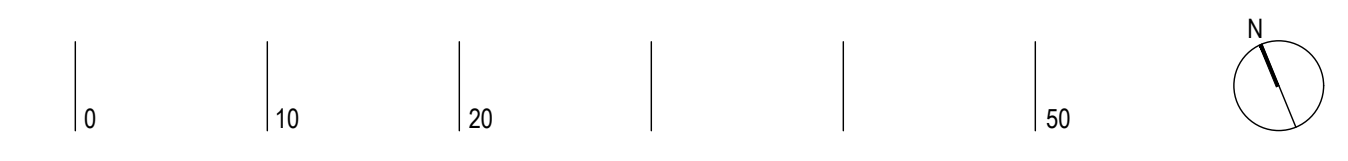


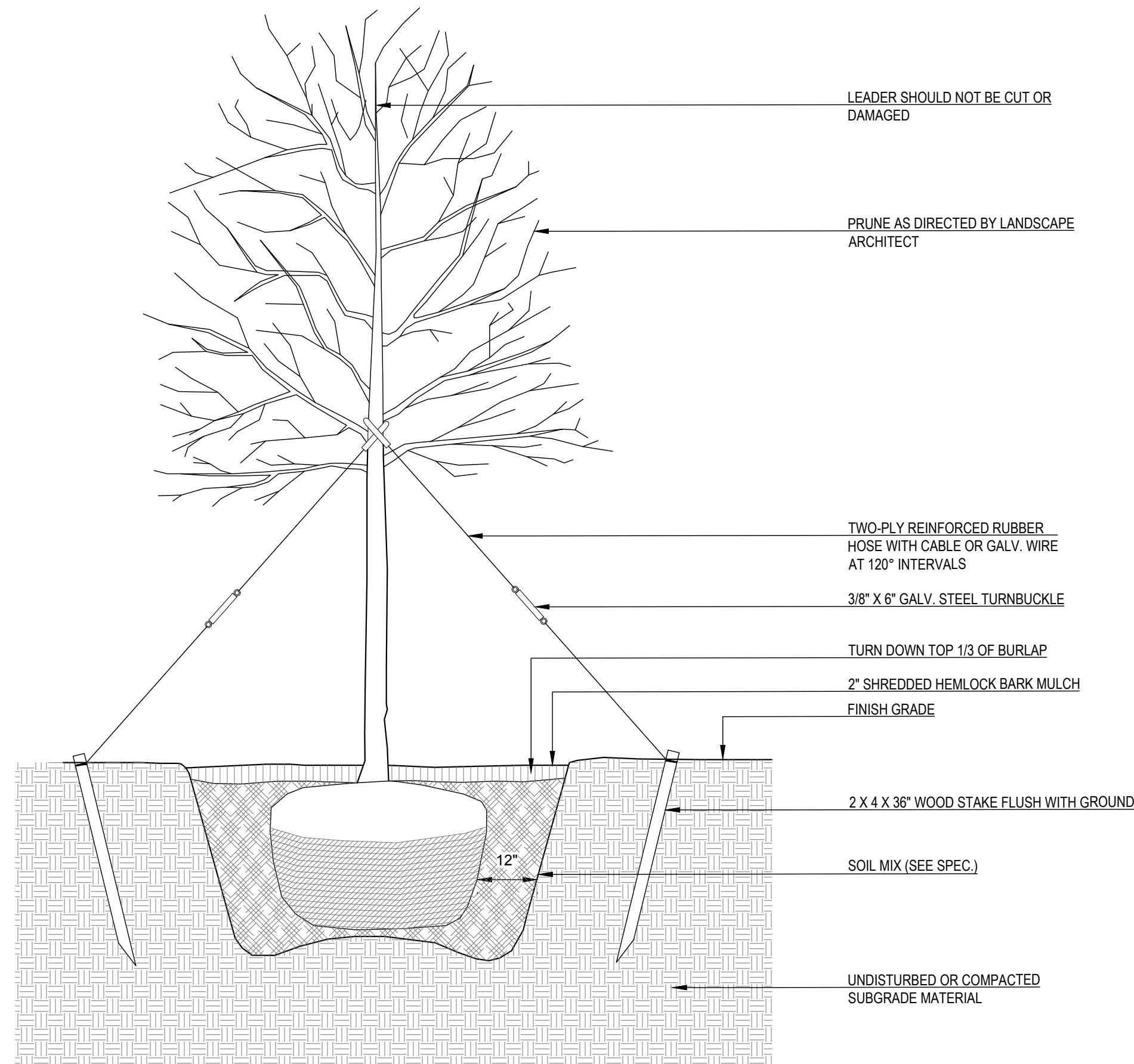
PROJECT NUMBER: 24.824
DRAWN BY: PSR
CHECKED BY: PSR
SCALE: 1"=10'-0"
DATE: 01.30.2024

REVISIONS:

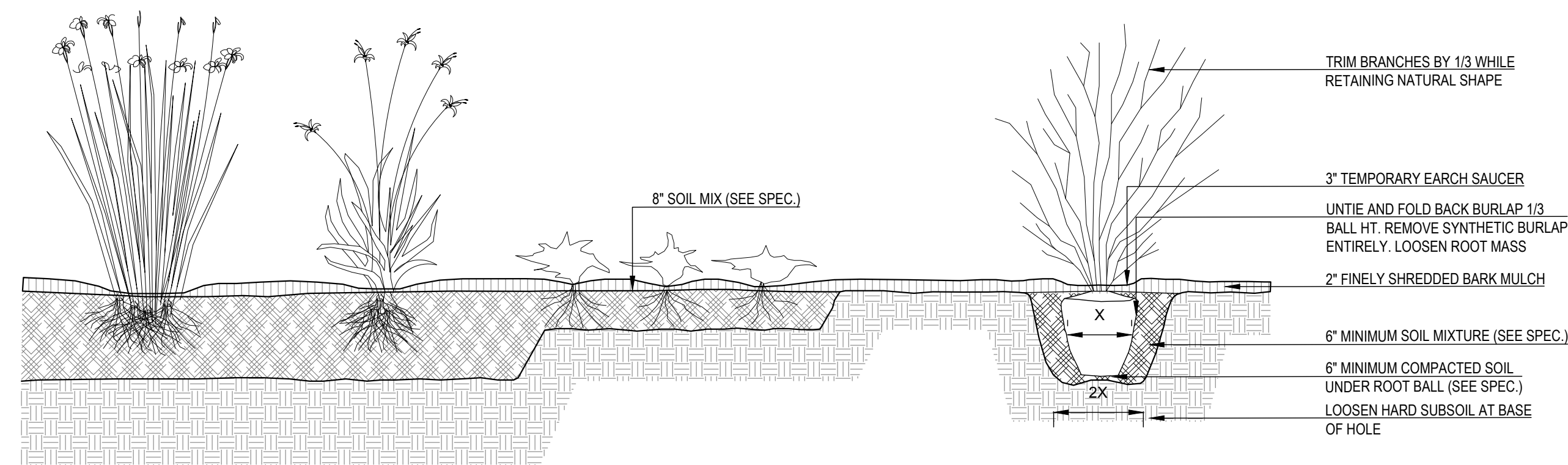
NO.	DATE	COMMENT
△		

PLANTING PLAN

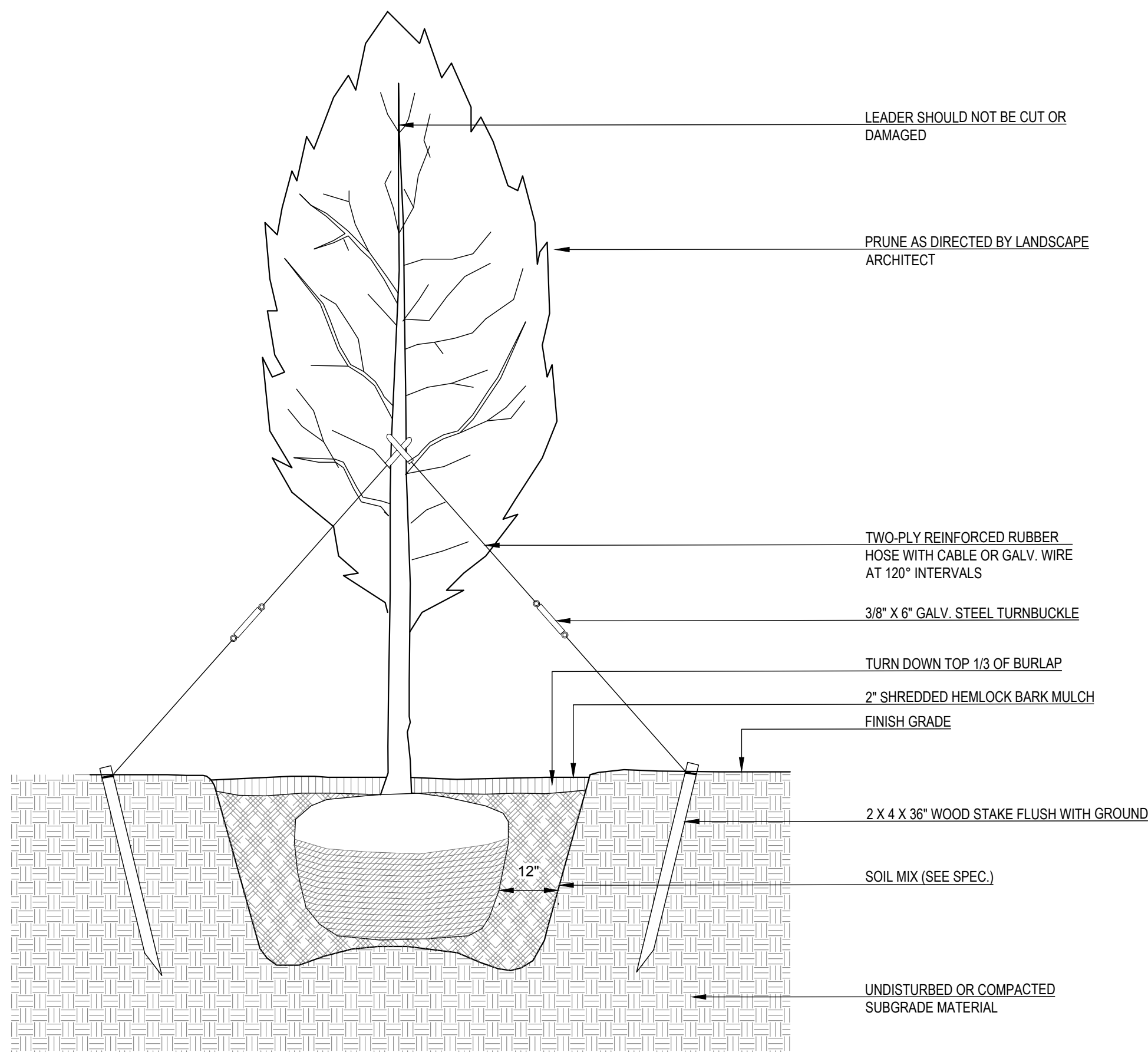




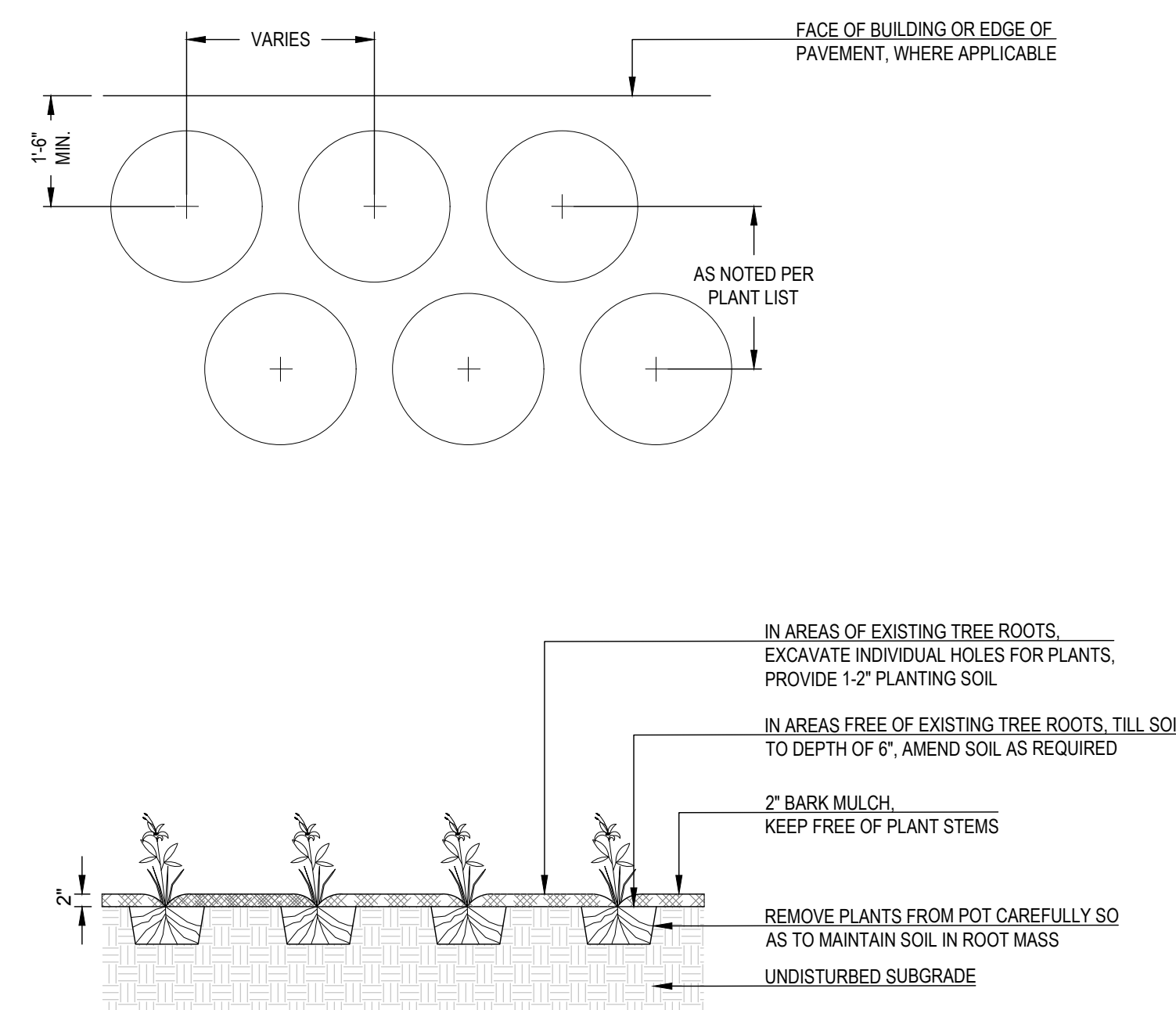
1 DECIDUOUS TREE PLANTING
L1.1 SCALE 1/2" = 1'-0"



2 SHRUB AND GRASS PLANTINGS
L1.1 SCALE 1/2" = 1'-0"



3 EVERGREEN TREE PLANTING
L1.1 SCALE 1/2" = 1'-0"




4 PLANT SPACING
L1.1 SCALE 1/2" = 1'-0"

PLANTING NOTES

- LANDSCAPE CONTRACTOR SHALL VISIT SITE PRIOR TO SUBMITTING BID TO BECOME COMPLETELY FAMILIAR WITH SITE CONDITIONS.
- NO PLANTING WILL BE INSTALLED UNTIL ALL GRADING AND CONSTRUCTION HAS BEEN COMPLETED IN THE IMMEDIATE AREA.
- GENERAL CONTRACTOR TO PREPARE SUBGRADE OF PLANTING BEDS TO A DEPTH OF 12" AND TO BE FILLED WITH AN ACCEPTABLE PLANTING MIX
- CONTRACTOR TO VERIFY ALL UTILITIES ON PROPERTY AND TO PROTECT ALL UTILITIES DURING EXCAVATION.
- IF THERE IS A DISCREPANCY BETWEEN THE NUMBER OF PLANTS SHOWN ON THE PLAN AND THE NUMBER OF PLANTS SHOWN IN THE PLANT LIST, THE NUMBER OF PLANTS SHOWN ON THE LIST WILL TAKE PRECEDENCE.
- ALL CONTAINER MATERIAL TO BE GROWN IN CONTAINER A MINIMUM OF SIX MONTHS.
- ALL MATERIAL SHALL COMPLY WITH THE LATEST EDITION OF THE AMERICAN STANDARD FOR NURSERY STOCK, ACCORDING TO THE AMERICAN ASSOCIATION OF NURSERYMEN.
- CONTRACTOR SHALL REPAIR ALL DAMAGE TO PROPERTY FROM PLANTING OPERATIONS AT NO COST TO THE OWNER.
- CONTRACTOR SHALL GUARANTEE NEW PLANT MATERIAL THROUGH ONE CALENDAR YEAR FROM TIME OF PROVISIONAL ACCEPTANCE.
- ALL PROPOSED PLANTS SHALL BE LOCATED CAREFULLY AS SHOWN ON THE PLANS AND THE PLACEMENT SHALL BE APPROVED BY THE LANDSCAPE ARCHITECT BEFORE THE INSTALLATION.
- ALL DISTURBED AREAS NOT TO BE PAVED OR PLANTED SHALL BE LOAMED AND SEEDED AS SHOWN. SEE SPECIFICATIONS FOR SOIL PREPARATION AND SEED MIX.
- TWO INCH (2") DEEP, FINELY SHREDDED BARK MULCH, OR APPROVED EQUAL, WILL BE INSTALLED AROUND ALL TREES AND SHRUBS THAT ARE ISOLATED FROM GROUND COVER AREAS AND GENERAL SHRUB MASSES.
- ALL PLANT MATERIAL SHALL BE INSPECTED BY THE LANDSCAPE ARCHITECT ON SITE PRIOR TO INSTALLATION. THE LANDSCAPE ARCHITECT WILL TAG ALL TREES AT THE NURSERY AND INSPECT THEM AFTER DELIVERY TO THE SITE. SEE SPECIFICATIONS FOR TAGGING, INSPECTION, AND ACCEPTANCE OF PLANT MATERIAL.
- LANDSCAPE ARCHITECT SHALL CONFIRM PLANT LIST AND APPROVE SUBSTITUTIONS OF PLANT VARIETIES PRIOR TO ORDERING OF MATERIAL.
- A SOIL TEST TO BE PERFORMED PRIOR TO PLANTING AND THE SOIL SHOULD BE AMENDED ACCORDINGLY BASED ON RECOMMENDATIONS.
- THE OWNER RESERVES THE RIGHT TO SUBSTITUTE PLANT SELECTIONS WITH PLANTS OF SIMILAR CHARACTERISTICS IF THE SPECIFIED PLANTS ARE NOT AVAILABLE IN ACCEPTABLE QUANTITIES OR CONDITIONS.

WAVE POND MOTEL
AP 116NW LOT 13
AQUIDNECK AND WAVE AVENUE
MIDDLETOWN, RI



PROJECT NUMBER: 24.824
DRAWN BY: PSR
CHECKED BY: PSR
SCALE: 1"=10'-0"
DATE: 01.10.2024

REVISIONS:

NO.	DATE	COMMENT
△		

PLANTING DETAILS